







COMFORT A

|              |  |  |  |  |  |
|--------------|--|--|--|--|--|
| Item code    | 86.D060.2431.02  |  |  |  |  |
| Product type | Indoor   |  |  |  |  |
| Category     | Downlights   |  |  |  |  |
| Family       | COMFORT A  |  |  |  |  |
| Pictograms   | <div><div></div><div>220<br/>240 V</div><div></div><div>CRI<br/>80</div><div></div><div>Driver<br/>INCL.</div><div>On<br/>Off</div><div></div><div>IP<br/>20</div><div>50000h<br/>L80B10</div></div> |  |  |  |  |

Scheme



|                            |                |
|----------------------------|----------------|
| Product                    |                |
| Real power (W)             | 20             |
| Real luminous flux (Lm)    | 1660           |
| Luminous efficiency (Lm/W) | 83             |
| Beam angle (°)             | 40             |
| Life time (h)              | 50000 h L80B10 |
| IP                         | 20             |
| Control gear               | ON/OFF         |
| Colour temperature (K)     | 4000           |
| Colour consistency (SDCM)  | SDCM3          |
| CRI                        | 80             |